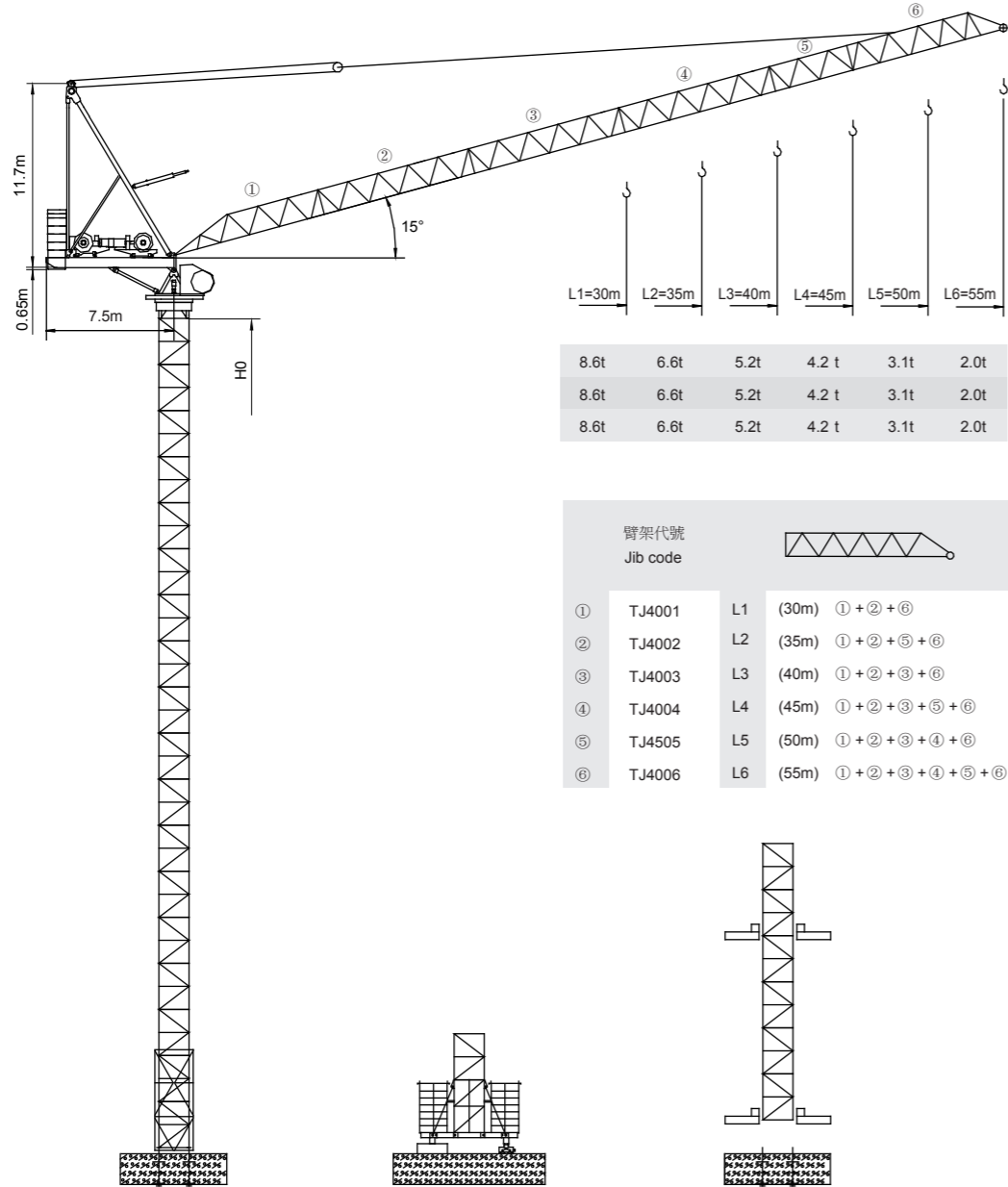


永茂建机 YONGMAO

STL230 18/16/12t



臂架代號 Jib code			
①	TJ4001	L1 (30m)	① + ② + ⑥
②	TJ4002	L2 (35m)	① + ② + ⑤ + ⑥
③	TJ4003	L3 (40m)	① + ② + ③ + ⑥
④	TJ4004	L4 (45m)	① + ② + ③ + ⑤ + ⑥
⑤	TJ4505	L5 (50m)	① + ② + ③ + ④ + ⑥
⑥	TJ4006	L6 (55m)	① + ② + ③ + ④ + ⑤ + ⑥

動臂系列

1 1
8 8
5 6

Luffing
V 5.0-09112014



CE FEM

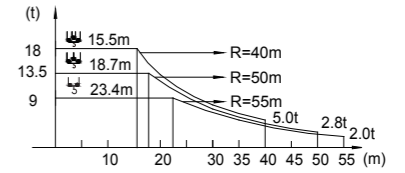


YONGMAO HOLDINGS LIMITED

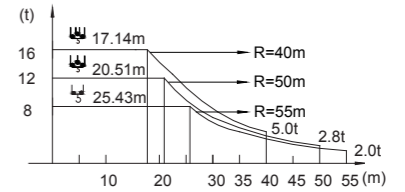
STL230 18/16/12t

載荷表 Load Chart

18t				T-18-A(B)-1-V1.0								
R (m)	倍率 Fall	R(C max) (m)	C max (t)	15	20	25	30	35	40	45	50	55
55	↓	5.10~23.4	9.00	9.00	9.00	8.20	6.33	4.97	3.95	3.15	2.52	2.00
50	↓	4.70~26.3	9.00	9.00	9.00	9.00	7.46	5.90	4.73	3.82	3.10	
	↓	4.70~18.7	13.50	13.50	12.39	9.19	7.06	5.54	4.40	3.51	2.80	
45	↓	4.30~27.8	9.00	9.00	9.00	9.00	7.90	6.31	5.12	4.20		
	↓	4.30~19.3	13.50	13.50	12.31	9.70	7.53	5.97	4.80	3.90		
40	↓	3.80~26.9	9.00	9.00	9.00	9.00	7.75	6.18	5.00			
	↓	3.80~19.9	13.50	13.50	13.41	10.19	7.97	6.38	5.20			
35	↓	3.80~15.5	18.00	18.00	13.26	9.96	7.75	6.18	5.00			
	↓	3.40~27.2	9.00	9.00	9.00	9.00	7.95	6.40				
30	↓	3.40~20.1	13.50	13.50	13.50	10.34	8.16	6.60				
	↓	3.40~15.5	18.00	18.00	13.37	10.12	7.95	6.40				
30	↓	2.90~28.3	9.00	9.00	9.00	9.00	8.40					
	↓	2.90~20.7	13.50	13.50	13.50	10.81	8.60					
30	↓	2.90~16.0	18.00	18.00	13.91	10.60	8.40					
	↓											



16t				T-16-A(B)-1-V1.0								
R (m)	倍率 Fall	R(C max) (m)	C max (t)	15	20	25	30	35	40	45	50	55
55	↓	5.09~25.43	8.00	8.00	8.00	8.00	6.33	4.97	3.95	3.15	2.52	2.00
50	↓	4.69~28.52	8.00	8.00	8.00	8.00	7.46	5.90	4.73	3.82	3.10	
	↓	4.69~20.51	12.00	12.00	12.00	9.19	7.06	5.54	4.40	3.51	2.80	
45	↓	4.29~29.77	8.00	8.00	8.00	8.00	7.90	6.31	5.12	4.20		
	↓	4.29~20.55	12.00	12.00	12.00	9.70	7.53	5.97	4.80	3.90		
40	↓	3.79~29.30	8.00	8.00	8.00	8.00	7.75	6.18	5.00			
	↓	3.79~21.98	12.00	12.00	12.00	10.19	7.97	6.38	5.20			
35	↓	3.79~17.14	16.00	16.00	13.26	9.96	7.75	6.18	5.00			
	↓	3.39~29.85	8.00	8.00	8.00	8.00	7.95	6.40				
30	↓	3.39~22.20	12.00	12.00	12.00	10.34	8.16	6.60				
	↓	3.39~17.19	16.00	16.00	13.37	10.12	7.95	6.40				
30	↓	2.89~30.00	8.00	8.00	8.00	8.00	8.00					
	↓	2.89~22.93	12.00	12.00	12.00	10.81	8.60					
30	↓	2.89~17.75	16.00	16.00	13.91	10.60	8.40					
	↓											



* 20m與25m臂長組合需特配，請與製造商聯繫。

Special configuration is needed with 20m and 25m jib combination. Please contact Yongmao for details.

Luffing STL230



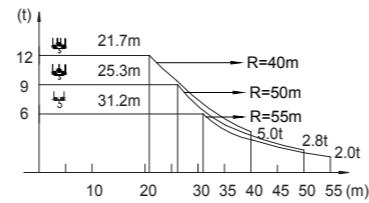
YONGMAO HOLDINGS LIMITED

Luffing STL230
Luffing STL230

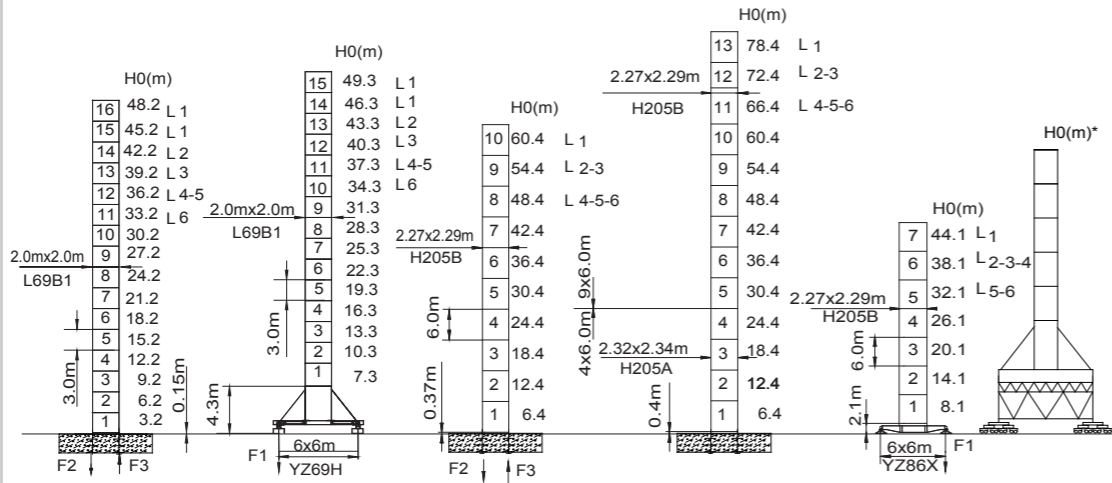
STL230

18/16/12t

12t		T-12-A(B)-1-V1.0										
R (m)	倍率 Fall	R(C max) (m)	C max (t)	15	20	25	30	35	40	45	50	55
55	☺	5.10~31.2	6.00	6.00	6.00	6.00	6.00	4.97	3.95	3.15	2.52	2.00
50	☺	4.70~34.6	6.00	6.00	6.00	6.00	6.00	5.90	4.73	3.82	3.10	
	☹	4.70~25.3	9.00	9.00	9.00	7.06	5.54	4.40	3.51	2.80		
45	☺	4.30~36.4	6.00	6.00	6.00	6.00	6.00	6.00	5.12	4.20		
	☹	4.30~26.5	9.00	9.00	9.00	7.53	5.97	4.80	3.90			
40	☺	3.80~35.7	6.00	6.00	6.00	6.00	6.00	6.00	5.00			
	☺	3.80~27.5	9.00	9.00	9.00	7.97	6.38	5.20				
	☹	3.80~21.7	12.00	12.00	12.00	9.96	7.75	6.18	5.00			
35	☺	3.40~35.0	6.00	6.00	6.00	6.00	6.00	6.00				
	☺	3.40~26.5	9.00	9.00	9.00	8.16	6.60					
	☹	3.40~21.7	12.00	12.00	10.12	7.95	6.40					
30	☺	2.90~30.0	6.00	6.00	6.00	6.00						
	☺	2.90~27.2	9.00	9.00	9.00	8.60						
	☹	2.90~21.8	12.00	12.00	10.60	8.40						



* 20m與25m臂長組合需特配，請與製造商聯繫。
Special configuration is needed with 20m and 25m jib combination. Please contact Yongmao for details.



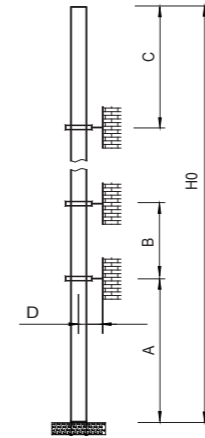
●	●	■	●	■	●	■	●	■
F2	194t	223t	F1	104t	105t	F2	208t	293t
F3	143t	194t				F3	141t	239t
⊗	78.5t		⊗	92.5t		⊗	99t	
						⊗	102t	

● 工作狀態支反力 In service reaction ■ 非工作狀態支反力 Out of service reaction
⊗ 整機自由高度重量 (不含平衡重及壓重重量) Total weight of free standing crane (excludes counter weight & ballast.)

Luffing STL230

STL230

18/16/12t

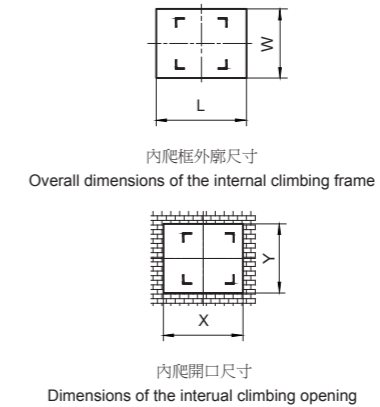
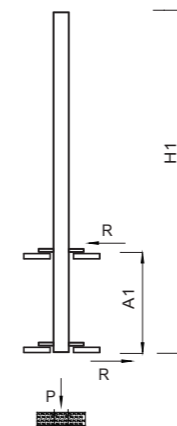


塔身節 Mast	臂長 Jib length	A (m)	B (m)	C (m)	D (m)	H0 (m)
H205B	L1-3	30/48	24/36	32	>4	400 + >400
	L4-5	30/42	24/30	30		
	L6	30/42	24/30	28		
L69B1	L1	41	35	42	>3.6	350 + >350 *
	L2	35	29	36		
	L3	32	26	33		
	L4-5	29	23	30		
	L6	26	20	27		

附著道數 Number of tie collars=(H0-A-C)/B+1

超過100m高度，需降低載荷，請與公司聯繫。

Load should be reduced when the height exceeds 100m. Please contact Yongmao for details.



塔身節 Mast	臂長 Jib length	H1 (m)	A1 (m)	P (t)	R (t)	X (m)	Y (m)	L (m)	W (m)
H205B	L1	60	18	124	47	3.28	2.4	3.5	3.02
	L2-3	54		121					
	L4-6	48		116					
L69B1	L1	49.5	12-15	110	41.5	2.58	2.17	2.78	3.29
	L2	43.5							
	L3	43.5							
	L4-5	40.5							
	L6	37.5							

1 8 7

1 8 8



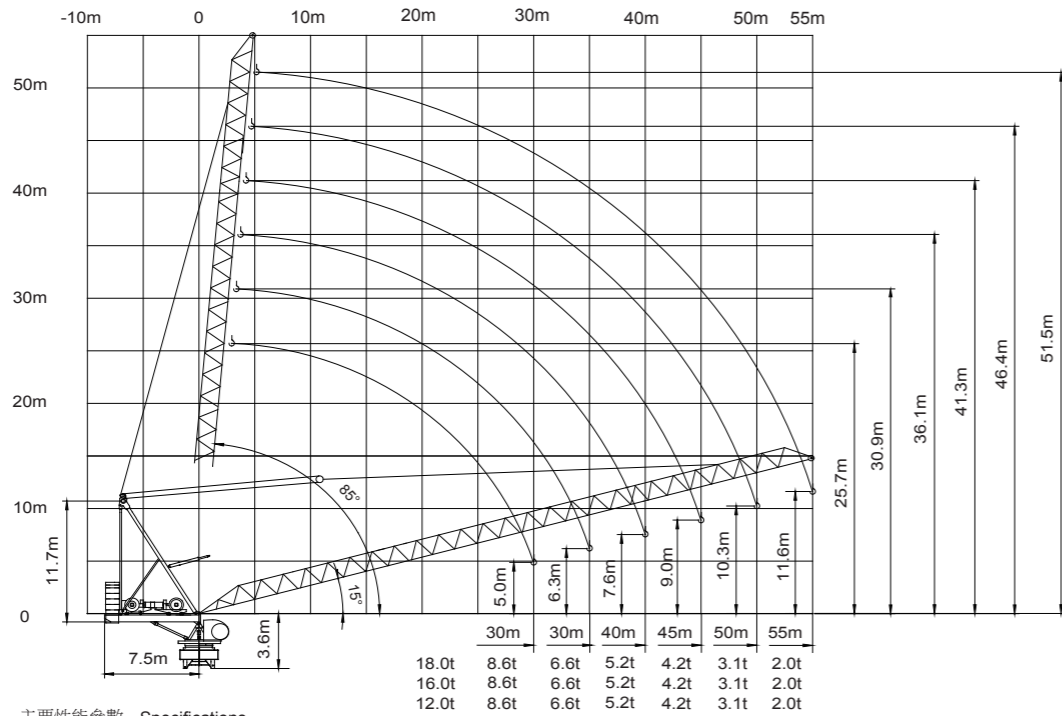
STL230

18/16/12t

STL230

18/16/12t

動臂系列



主要性能參數 Specifications

機構 Mechanism		m/min		t		m/min		t		電動機 Motor kW
		0-40	0-96	0-26	0-64	0-20	0-48	0-19	0-23	
18t	75LFV45DB1 ☆	0-40	9.0	0-26	13.5	0-20	18.0	1030m > 1030m*	75	
		0-96	3.0	0-64	4.5	0-48	6.0			
		0-160	1.0	0-106	1.5	0-80	2.0			
16t	75LFV45	0-38	9.0	0-25	13.5	0-19	18.0	680m	75	
		0-46	6.0	0-30	9.0	0-23	12.0			
		0-76	3.0	0-50	4.5	0-38	6.0			
12t	55LFV30	0-47	8.0	0-31	12.0	0-24	16.0	550m > 550m*	75	
		0-57	6.0	0-37	9.0	0-28	12.0			
		0-95	3.0	0-63	4.5	0-47	6.0			
45DFV40B	15°-85°		2.0min						45	
RTC240	0-0.7		rpm						2x120 N·m	
RT	12.5-25		m/min						4x2.6/5.2	

供電容量 Power supply		kVA	
380V (± 10%)	50 Hz	75LFV45DB1, 75LFV45, 75LFV40 : 145	55LFV30 : 105

* 與製造商聯繫 Contact us, please.

☆ 标准配置 Standard configuration.

本技術參數不受法律約束，技術資訊請詳見相應說明書。
These specifications and data are not legally binding. For any technical information, please refer to corresponding instructions.



YONGMAO HOLDINGS LIMITED



YONGMAO HOLDINGS LIMITED

Luffing STL230
Luffing STL230