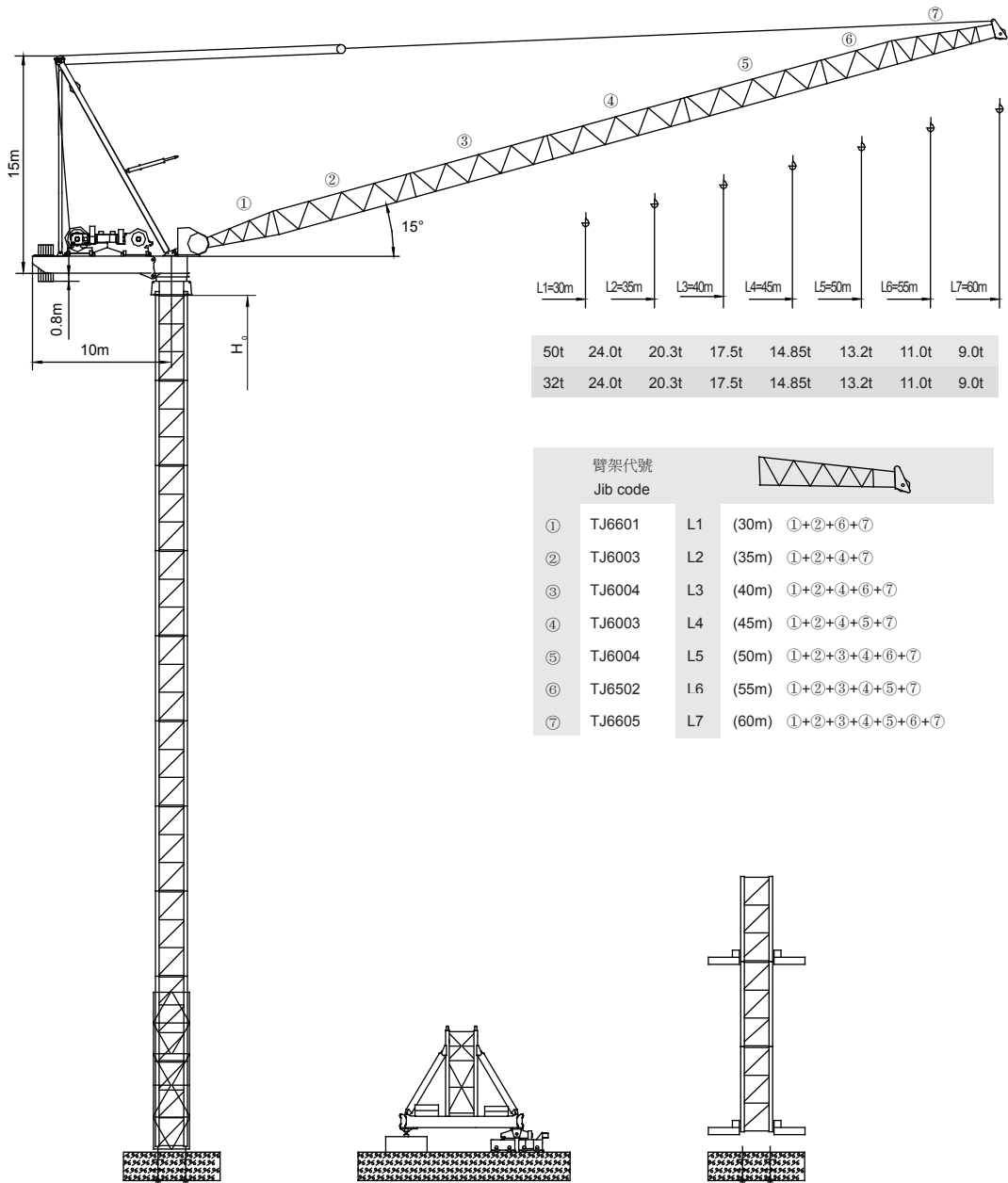


永茂建机
YONGMAO

STL720
50/32t



50t	24.0t	20.3t	17.5t	14.85t	13.2t	11.0t	9.0t
32t	24.0t	20.3t	17.5t	14.85t	13.2t	11.0t	9.0t

臂架代號 Jib code		圖例	
①	TJ6601	L1	(30m) ①+②+⑥+⑦
②	TJ6003	L2	(35m) ①+②+④+⑦
③	TJ6004	L3	(40m) ①+②+④+⑥+⑦
④	TJ6003	L4	(45m) ①+②+④+⑤+⑦
⑤	TJ6004	L5	(50m) ①+②+③+④+⑥+⑦
⑥	TJ6502	L6	(55m) ①+②+③+④+⑤+⑦
⑦	TJ6605	L7	(60m) ①+②+③+④+⑤+⑥+⑦



CE FEM

Luffing

V 5.0-09112014

動臂系列

1 1
6 6
1 2

Luffing STL720
Luffing STL720

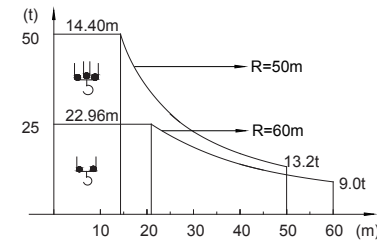
STL720
50/32t

載荷表 Load Chart

50t

STB-50-A(B)-1-V1.0

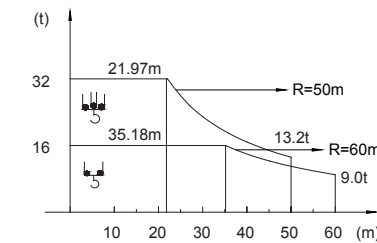
R (m)	倍率 Fall	R(C _{max}) (m)	C _{max} (t)	15	20	25	30	35	40	45	50	55	60
60	U	6.49~22.96	25.00	25.00	25.00	22.89	18.92	16.08	13.96	12.31	10.98	9.90	9.00
55	U	6.03~25.30	25.00	25.00	25.00	25.00	20.94	17.81	15.47	13.65	12.19	11.00	
50	U	5.59~14.40	50.00	47.93	35.53	28.09	23.12	19.58	16.92	14.85	13.20		
	U	5.59~27.24	25.00	25.00	25.00	23.12	19.58	16.92	14.85	13.20			
45	U	5.13~14.41	50.00	47.97	35.55	28.10	23.13	19.58	16.92	14.85			
	U	5.13~27.38	25.00	25.00	25.00	23.13	19.58	16.92	14.85				
40	U	4.70~14.78	50.00	49.24	36.55	28.93	23.85	20.22	17.50				
	U	4.70~28.43	25.00	25.00	25.00	23.85	20.22	17.50					
35	U	4.24~14.83	50.00	49.42	36.68	29.03	23.94	20.30					
	U	4.24~28.65	25.00	25.00	25.00	23.94	20.30						
30	U	3.08~14.87	50.00	49.55	36.78	29.11	24.00						
	U	3.08~28.84	25.00	25.00	25.00	24.00							



32t

STB-32-A(B)-1-V1.0

R (m)	倍率 Fall	R(C _{max}) (m)	C _{max} (t)	15	20	25	30	35	40	45	50	55	60
60	U	6.49~35.18	16.00	16.00	16.00	16.00	16.00	16.00	13.96	12.31	10.98	9.90	9.00
55	U	6.03~38.75	16.00	16.00	16.00	16.00	16.00	16.00	15.47	13.65	12.19	11.00	
50	U	5.59~21.97	32.00	32.00	32.00	28.09	23.12	19.58	16.92	14.85	13.20		
	U	5.59~41.73	16.00	16.00	16.00	16.00	16.00	16.00	16.00	14.85	13.20		
45	U	5.13~21.92	32.00	32.00	32.00	28.10	23.13	19.58	16.92	14.85			
	U	5.13~41.81	16.00	16.00	16.00	16.00	16.00	16.00	16.00	14.85			
40	U	4.70~22.71	32.00	32.00	32.00	28.93	23.85	20.22	17.50				
	U	4.70~40.00	16.00	16.00	16.00	16.00	16.00	16.00	16.00				
35	U	4.24~22.79	32.00	32.00	32.00	29.03	23.94	20.30					
	U	4.24~35.00	16.00	16.00	16.00	16.00	16.00	16.00					
30	U	3.80~22.84	32.00	32.00	32.00	29.11	24.00						
	U	3.80~30.00	16.00	16.00	16.00	16.00	16.00						



Luffing STL720

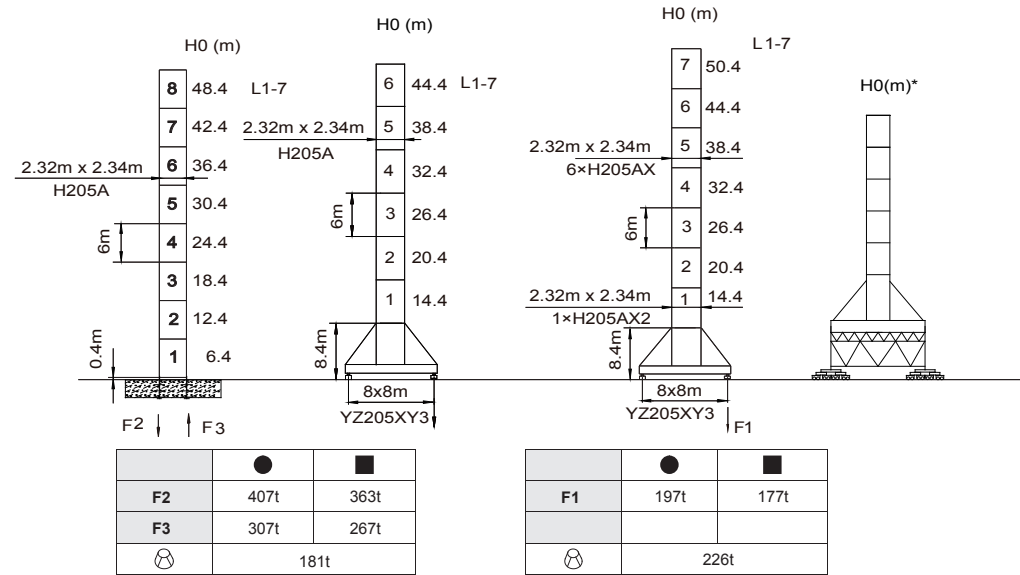


YONGMAO HOLDINGS LIMITED

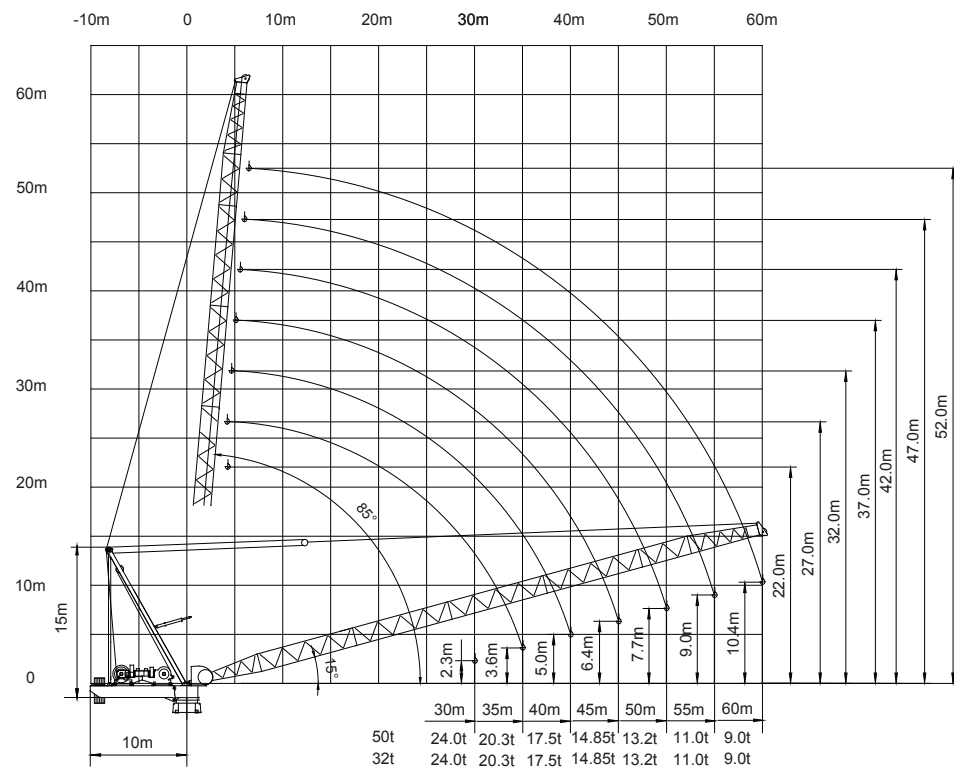


YONGMAO HOLDINGS LIMITED

STL720 50/32t

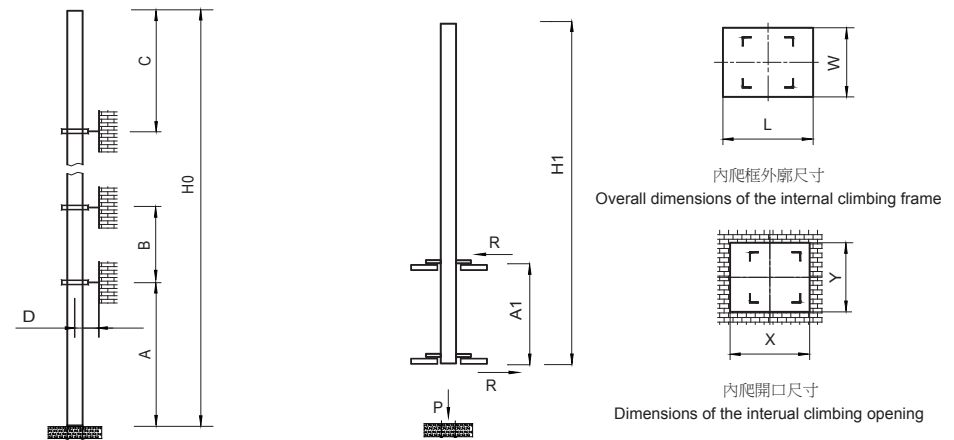


● 工作狀態支反力 In service reaction ■ 非工作狀態支反力 Out of service reaction
 ⚙ 整機自由高度重量 (不含平衡重及壓重重量) Total weight of free standing crane (excludes counter weight & ballast.)



Luffing STL720

STL720 50/32t



塔身節 Mast	臂長 Jib length	A (m)	B (m)	C (m)	D (m)	H0 (m)
H205A	L1-7	39.4	24	33	>4	330 >330*

塔身節 Mast	臂長 Jib length	H1 (m)	A1 (m)	P (t)	R (t)
H205A	L1-7	48	18	275	60
		X (m)	Y (m)	L (m)	W (m)
		3.42	2.74	3.4	2.9

附著道數 Number of tie collars=(H0-A-C)/B+1

超過100m高度，需降低載荷，請與公司聯繫。

Load should be reduced when the height exceeds 100m. Please contact Yongmao for details.

主要性能參數 Specifications

機構 Mechanism	⚙		⚙		電動機 Motor kW
	m/min	t	m/min	t	
50t 160LFV125DB	0-32	25.0	0-16	50.0	900m > 900m*
	0-38	20.0	0-19	40.0	
	0-64	8.0	0-32	16.0	
32t 110LFV80DB	0-34	16.0	0-17	32.0	880m > 880m*
	0-40	13.0	0-20	26.0	
	0-136	3.0	0-68	6.0	
132DFV110B	15°-85° 3min			132	
11RFCV	0-0.6 rpm			2x11	
RTV	0-15 m/min			4x7.5	

供電容量 Power supply	kVA
380V (±10%) 50Hz	160LFV125DB 300 ; 110LFV80DB 220

* 與製造商聯繫 Contact us, please.
 ☆ 标准配置 Standard configuration.

本技術參數不受法律約束，技術資訊請詳見相應說明書。
 These specifications and data are not legally binding. For any technical information, please refer to corresponding instructions.

1 1
6 6
3 4

Luffing STL720
Luffing STL720



YONGMAO HOLDINGS LIMITED



YONGMAO HOLDINGS LIMITED